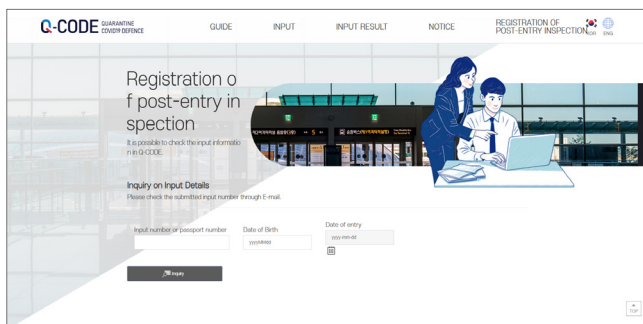

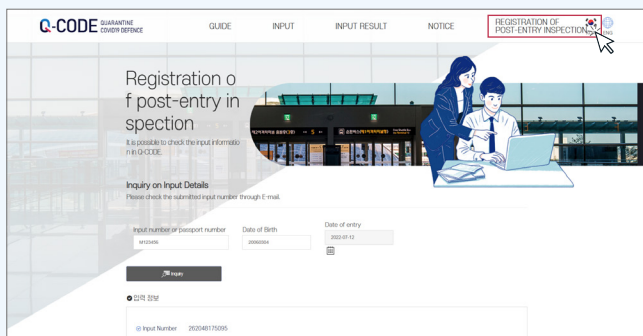


After entry, **register** your **PCR test results** on **Q-CODE**



STEP. 1

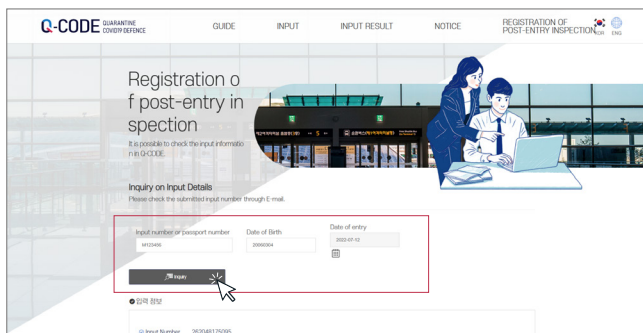
Access the Q-CODE website
(<https://cov19ent.kdca.go.kr>)



STEP. 2

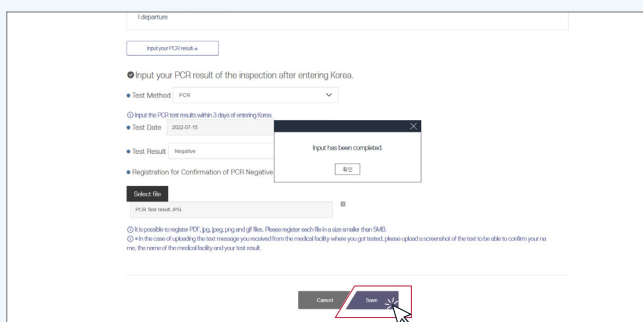
Click on “Registration of post-entry inspection” on the right side of the top banner

- ✓ Please have your passport and PCR test result sheet (or SMS from the testing center) ready.
- ✓ Please register your test results even if you do not use Q-CODE.



STEP. 3

Enter your input number or passport number, date of birth, and date of entry, and **click “inquiry”**



STEP. 4

Enter your test date, test results, etc., and **upload** the issued **test result sheet** (or SMS from the testing center) and save.